

# i-290

## Choose the Future. Now.

New Heat Pumps Range  
with Gas R290



**MIXN**<sup>®</sup>  
AIR CONDITIONING

LIVE  
BETTER


# i-290


## New Heat Pumps Range with R290 gas

The widest in the market!


 A unique solution for heating, cooling and hot water production with assured performance all year round.



 Sustainability, technology and reliability combined with an incomparable **Made in Italy** style.


 MAXA's i-290 heat pumps are designed to generate **extremely high water temperatures** even in the harshest conditions.



 The range is distinguished by a **unique design** that integrates advanced technical solutions and modern aesthetics. With elegant lines and **state-of-the-art functionality**, it combines energy efficiency with distinctive style, representing excellence in heating and cooling.



DESIGNED, REALIZED, GUARANTEED IN ITALY

 The **i-290 range** is available in **11 sizes**, with power outputs between **6 kW** and **50 kW** in heating mode.

### Finally, the right heat pump solution for every system.

The i-290 range can be **perfectly and quickly integrated** both in new buildings and in combination with existing systems.

This makes it possible to satisfy with great efficiency both radiant floor systems, as well as traditional systems that exploit high-temperature water.

### Environmental Sustainability

Thanks to the R290 technology, your system operates without the use of any fuel gas, ensuring efficient and sustainable operation **without any CO<sub>2</sub> emissions** into the environment.

### Unique and suitable for every need

Numerous accessories and fittings allow the individual heat pump to be customised.

LIVE  
BETTER

 **A+++**  
energy class

 **GWP = 0,02**



i-290		O106	O109	O112	O115	O118	O121	O123	O125	O127	O240	O250
<b>Cooling</b>												
Cooling capacity (1)	kW	5,8* 5,4	9,2* 8,6	11,2* 10,7	13,5* 12,4	14,3* 13,8	17,4	18,9	19,8	22,3	28,9	34,1
Power input (1)	kW	2,0	2,8	3,8	3,7	4,3	5,26	5,89	6,19	7,19	9,20	11,0
E.E.R. (1)	W/W	2,8	3,1	2,6	3,4	3,2	3,31	3,21	3,20	3,10	3,14	3,10
Cooling capacity (2)	kW	6,2* 5,62	9,9* 9,15	13,3* 12,57	14,4* 12,90	14,8* 13,94	19,6	21,0	25,3	27,9	34,5	37,0
Power input (2)	kW	1,25	1,93	2,83	2,40	2,69	4,02	4,38	5,32	6,43	8,10	8,53
E.E.R. (2)	W/W	4,49	4,74	4,44	5,37	5,18	4,88	4,79	4,76	4,34	4,26	4,34
SEER (5)	W/W	4,8	5,4	4,7	5,0	5,0	5,27	5,27	4,94	4,84	4,86	4,80
Water flow rate (1)	L/s	0,3	0,4	0,5	0,6	0,7	0,83	0,90	0,95	1,07	1,38	1,63
Useful head (1)	kPa	66	57	81	80	74	128	121	128	117	-	-
<b>Heating</b>												
Heating capacity (3)	kW	6,9* 6,24	10,4* 9,69	13,7* 12,60	17,7* 16,33	19,84* 18,72	21,0	22,8	24,8	27,0	40,1	50,0
Power input (3)	kW	1,31	2,05	2,61	3,30	4,05	4,31	4,78	5,37	6,21	9,8	11,9
C.O.P. (3)	W/W	4,76	4,72	4,83	4,94	4,62	4,87	4,77	4,62	4,35	4,10	4,20
Heating capacity (4)	kW	6,4* 6,0	9,75* 9,1	12,77* 11,6	17,69* 15,2	18,7* 17,4	19,6	21,6	23,2	26,3	38,0	47,9
Power input (4)	kW	1,9	2,9	3,6	4,5	5,3	6,13	6,79	7,66	8,74	13,1	16,5
C.O.P. (4)	W/W	3,1	3,2	3,2	3,4	3,3	3,20	3,18	3,03	3,01	2,90	2,90
Heating capacity (11)	kW	6,41* 5,9	9,81* 9,1	13,08* 12,0	16,64* 14,7	17,7* 16,7	19,7	21,2	24,1	25,8	38,4	45,8
Power input (11)	kW	2,3	3,4	4,6	5,2	6,0	7,38	7,97	9,56	10,3	16,0	18,8
C.O.P. (11)	W/W	2,6	2,7	2,6	2,8	2,8	2,67	2,66	2,52	2,50	2,40	2,44
SCOP (6)	W/W	4,7	5,2	4,9	4,9	4,8	4,75	4,72	4,49	4,46	4,09	4,20
Water flow rate (3)	L/s	0,3	0,4	0,6	0,8	0,9	0,59	0,65	0,69	0,79	1,14	1,43
Useful head (3)	kPa	63	52	79	68	60	150	146	149	142	-	-
Energy efficiency (Water 35°C / 65°C)		A+++ A++	A+++ A+++	A+++ A++	A+++ A++	A+++ A++	A+++ A++	A+++ A++	A+++ A++	A+++ A++	A++ A++	A++ A++
<b>Compressor</b>												
Type		Twin Rotary DC Inverter					Scroll DC Inverter					
Compressors	n°	1	1	1	1	1	1	1	1	1	2	2
Refrigerant circuits	n°	1	1	1	1	1	1	1	1	1	1	1
Refrigerant quantity (7)	kg	0,43	0,75	1,00	1,27	1,27	1,7	1,7	2,1	2,1	3,15	3,50
<b>Hydraulic circuit</b>												
Hydraulic connections	Φ	1" M					1" 1/4 M				1" 1/2 (DN 40)	
Connection type		Gas thread								Grooved joint		
Min. water volume (8)	L	65	95	125	155	155	175	175	220	225	365	415
<b>Noise level</b>												
Sound power (9)	dB(A)	57	58	59	62	62	64	64	65	65	82	83
Sound pressure at 1m distance (10)	dB(A)	42	43	44	47	47	48	48	49	49	64	65
<b>Electrical data</b>												
Power supply		230V/1/50Hz				400V/3P+N+T/50Hz						
Maximum power input	kW	3	4	5	8	8	11	11	13	13	23	27
Maximum input current	A	14	21	26	16	16	19	19	21	21	37	44
<b>Weight</b>												
Shipping weight	kg	117	119	170	188	188	276	276	285	285	510	525

**PERFORMANCE REFERRING TO THE FOLLOWING CONDITIONS:**

- Cooling: outdoor air temperature 35°C; in/out water temperature 12/7°C.
- Cooling: outdoor air temperature 35°C; in/out water temperature 23/18°C.
- Heating: outdoor air temperature 7°C db 6°C db; in/out water temperature 30/35°C. Heating: outdoor air temperature 7°C db 6°C db; in/out water temperature 47/55°C.
- Cooling: low temperature, variable output, fixed flow rate.
- Heating: average climatic conditions; T<sub>biv</sub>=-7°C; low temperature, variable output, fixed flow rate.
- Indicative data subject to changes. For the correct value, always refer to the technical label on the unit.

- Calculated for a decrease in system water temperature of 10°C with a defrost cycle lasting 6 minutes.
- Sound power: heating mode according to EN 12102:2022; value determined on the basis of measurements made in accordance with UNI EN ISO 9614-1, in compliance with Eurovent certification requirements.
- Sound pressure: value calculated from the sound power level using the standard ISO 3744:2010 at a distance of 1 m.
- Heating: outdoor air temperature 7°C db 6°C db; in/out water temperature 55/65°C.

(\*) by activating the maximum Hz function

## Dimensiones



		0106	0109	0112	0115	0118	0121	0123	0125	0127	0240	0250
L	mm	1105	1105	1105	1105	1105	1610	1610	1610	1610	1850	1850
P	mm	490	490	490	490	490	710	710	710	710	1110	1110
H	mm	870	870	1440	1440	1440	1270	1270	1270	1270	1920	1920

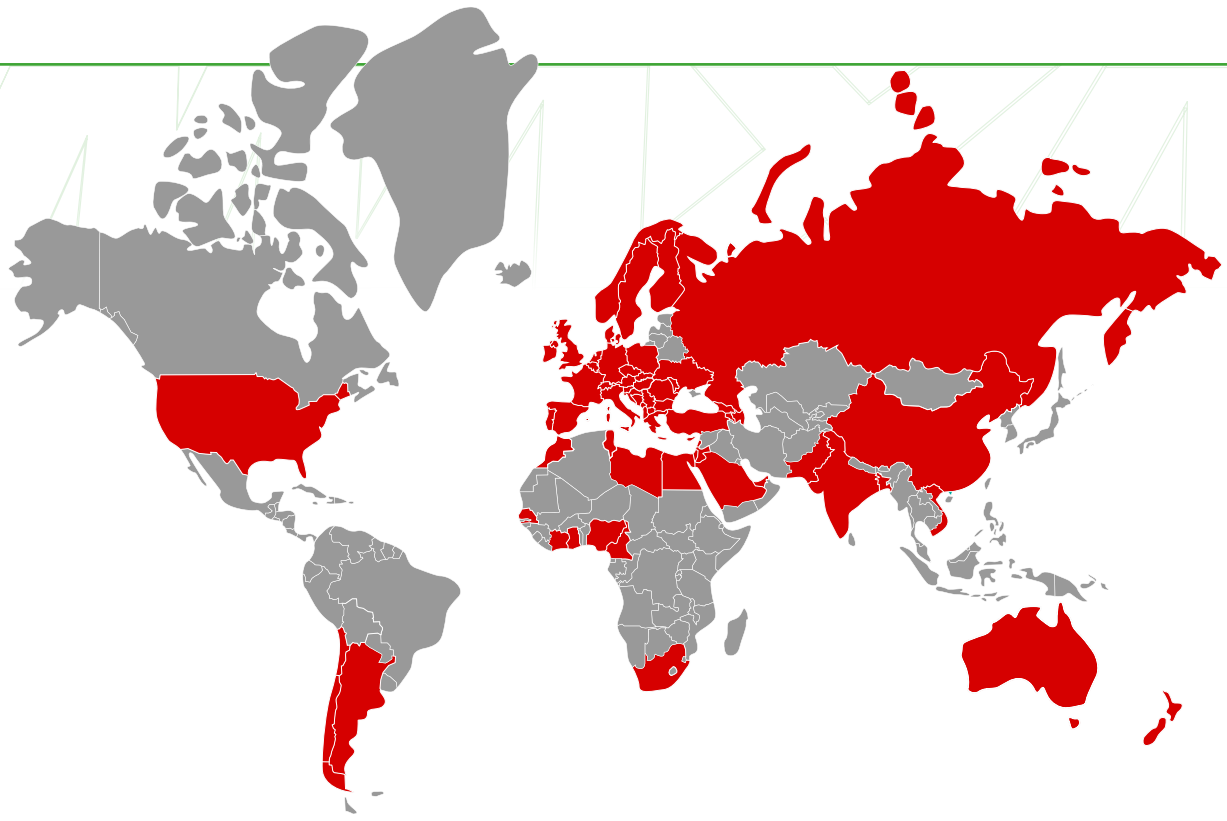
## Main Accessories Available

NAME	DESCRIPTION	MODELS		
		0106 / 0118	0121 / 0127	0240/0250
<b>FACTORY-FITTED ACCESSORIES</b>				
<b>CM</b>	Modbus connectivity ready	■	●	●
<b>KA</b>	Heat exchanger + base frame heater	●	●	x
<b>KA1</b>	Heat exchanger + pump (if on board) electrical heaters	x	x	●
<b>KA3</b>	Base frame heater	●	●	x
<b>RP</b>	Battery protection grids	●	●	●
<b>PS</b>	Single pump AC	x	x	●
<b>PSEC</b>	Single pump EC	x	x	●
<b>PSEC-SI</b>	Single pump EC and inertial tank	x	x	●
<b>PSI</b>	Inverter modulated single pump AC	x	x	●
<b>PSI-SI</b>	Inverter modulated single pump AC and inertial tank	x	x	●
<b>PS-SI</b>	Single pump AC and inertial tank	x	x	●
<b>TR2</b>	Cu-Al coil anti-corrosion treatment	●	●	●
<b>ACCESSORIES SUPPLIED SEPARATELY</b>				
<b>AG</b>	Antivibration Kit	●	●	●
<b>e-LITE</b>	Multifunctional touch screen remote control	■	■	●
<b>Hi-TV415</b>	Remote Display Touch Screen	●	●	●
<b>CONNECT BOX</b>	Heat pump communication gateway and MAXA CONNECT	●	●	●
<b>FD</b>	Defangator filter	●	●	x
<b>FY</b>	Y-Filter	●	●	●
<b>Gi3</b>	Hardware expansion module	●	●	●
<b>EXOGEL</b>	Anti-freeze thermal discharge valve	●	x	x
<b>RP</b>	Battery protection grids (for field mounting)	●	●	●
<b>RV</b>	Grooved Joint Connection	x	x	●
<b>SAS</b>	System remote probe - Domestic hot water storage probe	●	●	●
<b>VDIS2</b>	Three-way diverter valve - Kvs 19,2	●	x	x
<b>VDIS3</b>	Three-way diverter valve - Kvs 20,8	x	●	x
<b>VDIS4</b>	Three-way diverter valve for hot water production in sanitary thermal storage	x	x	●

●: available

x: not provided

■: supplied as standard



Years of **Activity** **30+**

MQ **Establishment** **10.520**

**Employees** **230**

**Countries Served** **40**

Department **Research and Development** **30**

**ADVANTIX SPA**

Via San Giuseppe Lavoratore, 24 - 37040 Arcole (VR) - Italy  
Tel. (+39) 045 7636585 - P.IVA 01209000239 - info@advantixspa.it - [www.maxa.it](http://www.maxa.it)

